

PL-1 & PL-2 Mutual Aid Letter #24

Hi Fellow Builders:

Our trip to the 18th Annual International EAA Sport Aviation Convention & Exhibition, at Oshkosh, Wisconsin, was another outstanding show indeed. Naturally, we, the PL-1 & PL-2 builders were somewhat disappointed that more of "our birds" were not completed and shown there. However, Harold Pio did have his PL-2 on display. We understand that earlier in the week, the Chinese Nationalist prototype PL-1 was in Oshkosh. Your editor did not see it as we got to Oshkosh on Wednesday.

A couple of our builders, namely, Sam Lane, PL-1 #178, Route 2, Rome, Ga., has just about completed his bird and will no doubt fly it this year. Sam Pawlowski, PL-1 #108, 2112 24th St., Akron, Ohio 44314, is making real progress on his bird. After leaving the show, we visited Akron to personally look at his ship. The workmanship on Sam's bird is extremely outstanding. This comes as no surprise. Sam is by trade a first class sheet metal craftsman and his ship certainly reflects his ability.

We had an opportunity to talk to these builders at the show: J. D. Waller, Dewey Greene, Joe Durbar, Dr. Bruce Carmean, A. F. Pearce, Albert Schmitt, Sam Pawlowski, Louis Normand, John H. Palskowsky, and Leo Opalka. Some of these fellas paid their \$3.00 dues for the Newsletter, at Oshkosh. Speaking of dues.....Many thanks to all of you who have remembered to send them in. The cost of printing and mailing is high and it takes the cooperation of all of us if this "Letter" is to continue. Don't forget to put your return address on the envelope when you send in your check. It helps us keep our mailing list up to date.

---***Sell or Swap***---

George Heide, 620 E. Walnut St., Palmyra, Pa. 17078, is in need of six standard Longerons, .032 x 110.0" for PL-1. Please contact him direct.

Your editor is in need of a piece of 3/8" thick stock, suitable for the PL-1 Nose Wheel Fork. One of my good friends recently shipped me a piece of 3/8" stock, however, the grain in the metal was running the wrong way. I'm afraid other builders may have encountered the same situation. I strongly suggest that all builders take a look at his Nose Wheel Fork, and be sure that the grain of the metal runs lengthwise of the stock. If anyone has a piece of this suitable stock available, please contact me at once and advise me of cost. I desperately need this material. I have, for sale, a Main Spar for Stabilator, a set of Main Spars for Flaps, an Instrument Panel Channel, a set of vacuum-formed Aileron Counter Balance Fairings, all for PL-1. (cont.)

I also have an Engine Mount for a Lycoming Engine # O-235C, O-290-D or O-290G, per drawing # 1-40-009. This mount has been Magnafluxed and painted with rust resistant paint. Cost is \$100.00. Please contact Harold Sponaugle direct if you are interested.

Dr. Bruce Carmean has switched over to the PL-2 and has numerous parts for the PL-1 for sale or trade. His phone: 1-217-428-5457. Address: 150 S. Fairview Ave. Decatur, Ill., 62522. Get in touch with Bruce, if interested in his parts.

Once again I'd like to mention our friend in So. Africa, namely, Mr. R. Hobbs, 8 Main Road, Kalk Bay, Cape Province, So. Africa. He desperately needs various sheets of stock for his bird. Since it is impossible for him to purchase Aircraft material there. Lets check our stock piles and see if we can help out a good friend. Please write him direct. (postage to So. Africa is 13c)


*****Notes of Interest*****

Just received a letter from George M. Hawks, 1096 Alberdan Circle, Pinole, Calif. 94564, stating that he will soon be ordering Canopy Slides. George must have a minimum order of 20 before placing the order with the company. Special set-up is required for making them, so I suggest you send George your check with your order so that these may be made up and shipped to you without unnecessary delay. (George is like the rest of us, he cannot use his money to order our parts.)

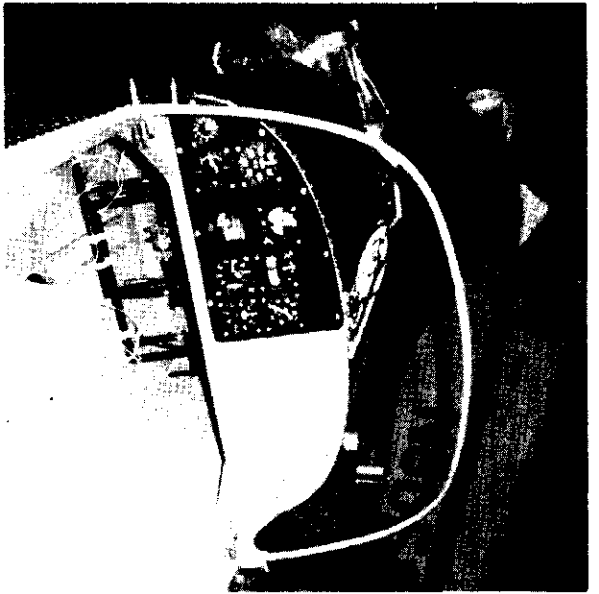
Fellas, I found two very valuable tools, quite inexpensive, that are real time savers. One is the Adel Hand "Ribbling" Tool (\$4.50), Cuts any shape hole you want to cut in Aluminum. The other is a Chassis Punch Set (\$6.95). There are 5 sizes in the set. ~~Cuts holes 1/2", 5/8", 3/4", 1", and 1 1/8". The Ribbler is # 147 12055, the Chassto Set is # 997 80244.~~ Both of them were ordered from Lafayette Radio Electronics, 111 Jericho Turnpike, Syosset, L. I. New York, 11791. (Postage extra)

We are printing a few more pictures which may be of interest to you. Your editor would like to have good pictures of the PL-1 & PL-2 showing the Aircraft as near completion as possible. Good black & white or color photos will be quite satisfactory. We will screen them and publish them in future letters to assist our buddies. Take some snaps fellas and send them in.


So long for now gang,
Harold E. Sponaugle, PL-1 #302
455 19th Street
Vero Beach, Florida 32960
Phone: 1-305-567-6173



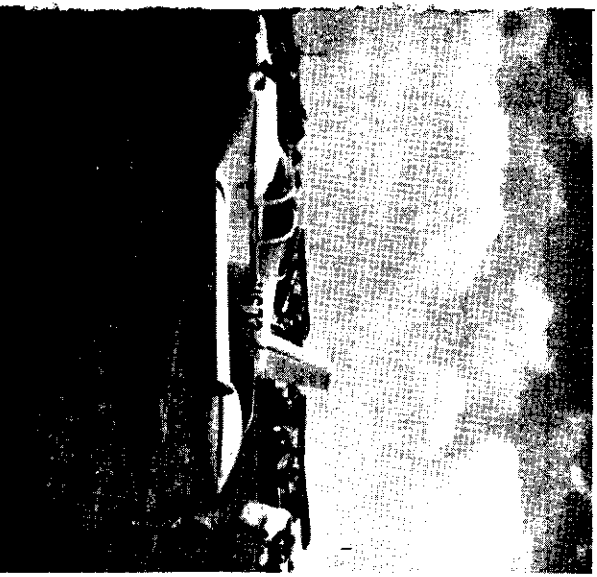
PL-1. Owner, Sam Paulowski.
Note Sam in background.



Cockpit Interior of PL-1
(Sam Paulowski)




Nose Gear & Engine Assy. of PL-1
(Sam Paulowski)



Your Editor inspects Harold
Pio's PL-1 at Oshkosh, 1970.



PL-2 Cockpit Interior
(Harold Pio)



Lubricating Push-Pull Tubes
(Harold Spangue PL-1)