

HAROLD E. SPONAUGLE

455 10TH STREET
VERO BEACH, FLORIDA 32960
PHONE: (813) 567-4173

371

PL-1 & PL-2 Mutual Aid Letter #29

Hi Fellow Builders:

We are glad to report that our final inspection was done on March 11, 1971. Now we can finish up the bird and run the weight & balance, fuel-flow check, and make the necessary high speed runs sometime in the near future. We plan to take our bird to the Piper Experimental Hanger to hang the engine, cowl, and tip-tanks. We hope to be ready for the first flight in approximately 60 days.

Again, we need photos of your progress for use in the letter. Let us hear from you and send along those photos. Please note that we must have photos approximately the size we use in our letter. If they should be slightly larger, we can chop off the edges and use them, but do not send enlargements. There is just no inexpensive way to reduce the size of a large photo for our use. Black and white photos or the polo-roid are both excellent.

Had a nice letter from Dick Thompson, PL-1 #323, 5781 Morris Road, Marcy, N.Y., 14303. Dick tells us that he can provide hardware for the PL-1 or PL-2. If you need hardware, we suggest that you drop him a line giving him a list of your needs. All purchases of \$100.00 or more receive a 10% discount. Talk to your buddies and take advantage of the 10% fellas!

Dick has also come up with a Cherry Rivet puller you can make or perhaps Dick can make one up for you. If interested, contact Dick direct at the above address. Photos of this puller is shown on page #3.

Heard from another friend in Canada, Ken Bowser, 1193 Coventry Ct., Windsor, Ont., Canada, PL-1 #313. He seems to be progressing very well indeed. He had finished: Wing, Rudder and Stabilator Ribs, Landing Gear, Fuselage Formers, Rudder-tip Mold, (Tip-tank mold 25% complete), Brake Lines, Fuel Lines. Ken has obtained an O-290-G4 engine parts and hopes to have it rebuilt very soon. Keep up the good work Ken and we are sure to see you at the Fly-in in your bird at Oshkosh, one of these days.

It sure is nice to learn that our buddies in the States have lent a helping hand to those in other countries, such as our friend J. Hobbs, PL-2 #65, 8 Main Rd., Kalk Bay, Cape Province, So. Africa. You may recall my asking for assistance to help find certain materials for Julian. He reports a very good response to his needs. Thanks to all of you who were able to help a fellow builder. And to you Julian, lets get going and get your bird in the air!

*****Special Interest Note*****

Reference: Mutual Aid Letter #27, Pazmany News, "Monel Pop Rivets".
 Recently, I received a letter from Robert W. Bradley, PL-1 #95, 44 Beach Street, Marblehead, Mass., 01945. Bob has used considerable Monel Pop Rivets on his bird. He works for the U.S.M. Corp, manufacturer of these "Pop" rivets and tells me that Mr. Mike Croce, U.S.M. Fastener Division, 501 River Road, Shelton, Conn., 06484, Telephone 203-RE-5-3391, has agreed to provide catalogs, pricing, etc., relative to U.S.M. Pop Rivets. All who are interested should send him a note requesting same.

It is recommended that your Battery Box be vented. By so doing, fumes can be exhausted to the exterior of the Air Craft. This can be accomplished by using a small metal or alum. disc drilled to accompany 1/8" or 3/16" alum. tubing with the lower edges beveled at 30° to 45° as shown on photo page. Tubes can be welded or anchored to round plate using "J-Flex". See actual photo of installation.

Requests have come in asking about when dues are to be paid. Newsletter #25 had an explanation of this, in detail. Most of you have sent in your \$3.00 dues for the year 1971, for those of you who are uncertain, send them in and should there be a duplication, your check shall be returned. Sue, my wife, keeps the books up to date and is quite accurate. It is unfortunate that we do not have the time to answer each request as Sue is just about as busy as I am. She keeps the books, types the newsletter, gives me help on our bird, is my purchasing agent, and keeps our home in order. I hope you will understand. Let's get the dues out of the way this month fellas and keep the gal happy!



*****Sale or Swap*****

*Harley D. Reynard, PL-1 #245, 5248 39th Street So., St. Petersburg, Fla., 33711, has for sale or trade: Spare set Spar Plates and three additional Corsair Tail Shocks, (unattached / per pulley). Harley also is in need of a Cherry Rivet Gun and accessories. He also needs brakes and axles for his bird. Contact Harley direct if interested.

*Edward Heintz, PL-1 #197, 1685 Sassafras Circle, Mansfield, Ohio, 44905, has his PL-1 project for sale. It consists of: Gear, Control Assembly, Flap Handle Assy., All wing, tail, and Fuselage Ribs, Vertical and Rudder Spars, Wing lower Spar Caps, most machined parts and hardware. Formed parts are heat-treated, alodined, and zinc chromated. Also, he has a rivet gun, clecoes, bucking bars, and new air compressor. Please do contact Ed if interested in any or all of his project.

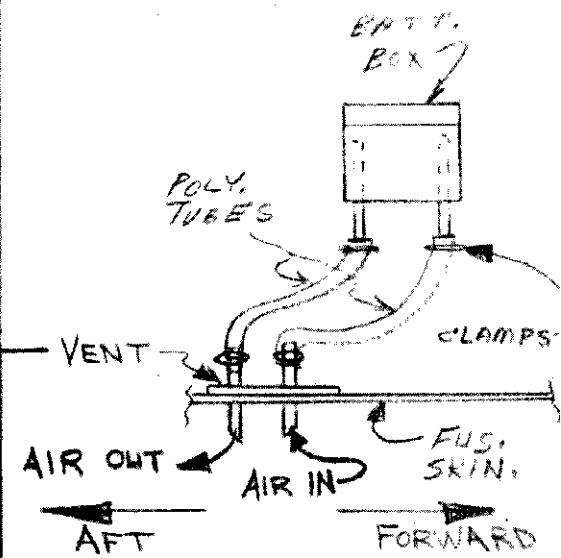
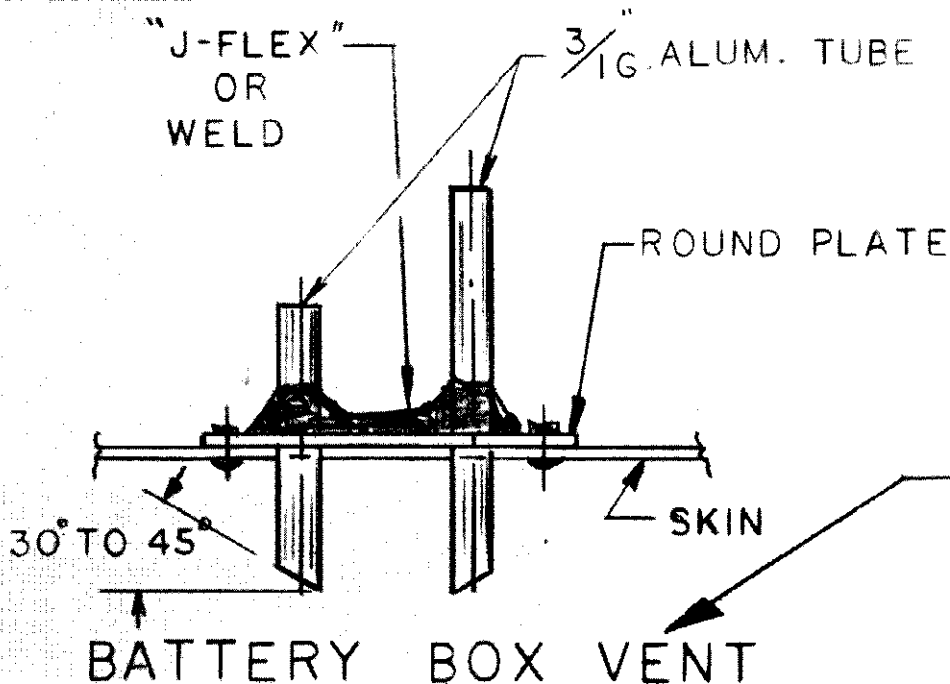


*Harold Sponaugle, PL-1 #302, 455 19th Street, Vero Beach, Fla., 32960, has for sale: One set Flap Spars \$8.00, one Main Stabilator Spar \$10.00, one Instrument Panel Channel \$2.00. All parts are for PL-1. If interested, please contact him direct.

Dick Thompson's
Cherry-lock Puller



Pictured below, method of
mounting battery Vent.
Harold Sponaugle's

Sam Lane's Canopy Slide Mounting.
Pictured below.



*****Interesting People*****

Julian Hobbs, PL-2 #65, 8 Main Road, Kalk Bay, Cape Province, So. Africa, is married to a gal who has been keen on flying since her high school years. He and Ruth have over 100 hours on their private ticket. Although they both work, they do find time to do other things. Ruth has built several models of planes and now hopes to help Julian on the real thing, their "bird"! With the arrival of parts and material from the States, both Julian and Ruth will have to ration their flying and get into the building end of it. Lots of luck to both of you. Sure is nice to hear of team work.

Laird L. Smith, PL-1 #199, 782 NE Sunrise Lane, Hillsboro, Oregon, 97123, is 35 years old and has been married since 1966. The Smith's have one little baby boy. Laird has been flying since 1953 and has racked up 300 hours. He carries a Commercial Single Engine Land, and Glider Instructor Certificate. Almost 170 flights have been made in gliders.


Everything seems to be a hobby to this fella! He likes aviation, hunting, photography, and painting. He is a teacher of Biology, Introduction to Aviation, and Outdoor Recreation, to Sr. High School students. At present, Laird is building a PL-1A and has parts being built wherever he can find room, such as in Merrill Roth's shop, the High School shop, his garage, and Bob Brown's shop, as well as John Palikowski's place. With friends like he has, and determination, we know he will have a fine ship. Good luck to you and all the PL builders on the West Coast. Real team work there too.

So long for now fellas

Sincerely,

Harold E. Sponaugle PL-1 #302

HAROLD E. SPONAUGLE
455 - 19th STREET
VERO BEACH FLA. 32960



Pazmany Aircraft PL-2 2
Box 10051
San Diego, Calif. 92110